


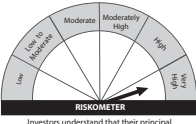
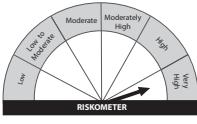



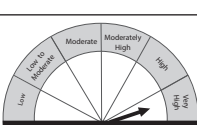
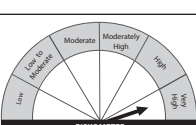


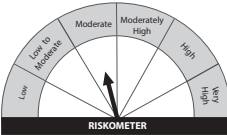

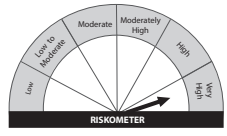




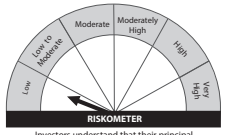
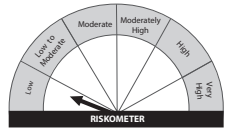

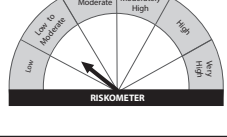

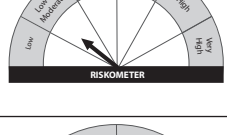

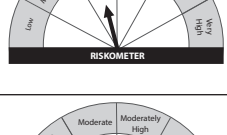
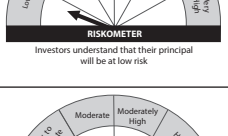
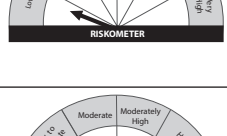
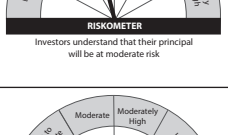
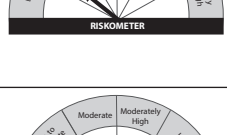
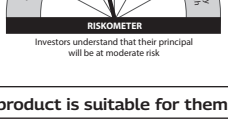



Scheme Name and Type	Product Suitability	Scheme Riskmeters	Scheme Benchmark	Benchmark Riskmeters
	This Product is Suitable for investors who are seeking*			
Mahindra Manulife ELSS Tax Saver Fund (An open ended equity linked savings scheme with a statutory lock in of 3 years and tax benefit)	<ul style="list-style-type: none"> ● Long term capital appreciation ● Investment predominantly in equity and equity related securities. 		Nifty 500 TRI	
Mahindra Manulife Multi Cap Fund (Multi Cap Fund - An open-ended equity scheme investing across large cap, mid cap, small cap stocks)	<ul style="list-style-type: none"> ● Medium to Long term capital appreciation. ● Investment predominantly in equity and equity related securities including derivatives. 		Nifty 500 Multicap 50:25:25 TRI	
Mahindra Manulife Mid Cap Fund (Mid Cap Fund - An open ended equity scheme predominantly investing in mid cap stocks)	<ul style="list-style-type: none"> ● Long term capital appreciation ● Investment predominantly in equity and equity related securities including derivatives of mid cap companies. 		Nifty Midcap 1.50 TRI	
Mahindra Manulife Consumption Fund (An open ended equity scheme following Consumption theme)	<ul style="list-style-type: none"> ● Long term capital appreciation ● Investment predominantly in equity and equity related securities including derivatives of entities engaged in and/ or expected to benefit from the consumption led demand in India. 		Nifty India Consumption TRI	
Mahindra Manulife Large Cap Fund (Large Cap Fund - An open ended equity scheme predominantly investing in large cap stocks)	<ul style="list-style-type: none"> ● Long term capital appreciation ● Investment predominantly in equity and equity related securities including derivatives of large cap companies. 		Nifty 100 TRI	
Mahindra Manulife Large & Mid Cap Fund (Large & Mid Cap Fund- An open ended equity scheme investing in both Large cap and Mid cap stocks)	<ul style="list-style-type: none"> ● Long term wealth creation and income ● Investment predominantly in equity and equity related securities of large and mid cap companies 		Nifty Large Midcap 250 TRI	
Mahindra Manulife Focused Fund (An open ended equity scheme investing in maximum 30 stocks across market caps (i.e Multi Cap))	<ul style="list-style-type: none"> ● Long term capital appreciation ● Investment in equity and equity related instruments in concentrated portfolio of maximum 30 stocks across market capitalization 		Nifty 500 TRI	
Mahindra Manulife Flexi Cap Fund (An open ended dynamic equity scheme investing across large cap, mid cap, small cap stocks)	<ul style="list-style-type: none"> ● Long term capital appreciation. ● Investment in diversified portfolio of equity & equity related instruments across market capitalization 		Nifty 500 TRI	
Mahindra Manulife Small Cap Fund (Small Cap Fund- An open ended equity scheme predominantly investing in small cap stocks)	<ul style="list-style-type: none"> ● Long term capital appreciation. ● Investment predominantly in equity and equity related securities of small cap companies. 		BSE 250 Small Cap TRI	
Mahindra Manulife Business Cycle Fund (An open ended equity scheme following business cycles based investing theme)	<ul style="list-style-type: none"> ● Long term capital appreciation. ● Investment predominantly in equity and equity related instruments of business cycle based theme. 		NIFTY 500 TRI	
Mahindra Manulife Manufacturing Fund (An open-ended equity scheme following manufacturing theme)	<ul style="list-style-type: none"> ● Long term capital appreciation. ● Investment in equity and equity-related securities of companies engaged in manufacturing theme. 		BSE India Manufacturing TRI	
Mahindra Manulife Asia Pacific REITs FOF (An open ended fund of fund scheme investing in Manulife Global Fund - Asia Pacific REIT Fund)	<ul style="list-style-type: none"> ● Capital appreciation over long term ● Investments in units of Manulife Global Fund - Asia Pacific REIT Fund 		FTSE EPRA Nareit Asia ex Japan REITs Index	

*Investors should consult their financial advisers if in doubt about whether the product is suitable for them.

Scheme Name and Type	Product Suitability	Scheme Riskmeters	Scheme Benchmark	Benchmark Riskmeters
	This Product is Suitable for investors who are seeking*			
Mahindra Manulife Equity Savings Fund (An open ended scheme investing in equity, arbitrage and debt)	<ul style="list-style-type: none"> Long term capital appreciation and generation of income Investment in equity and equity related instruments, arbitrage opportunities and debt and money market instruments. 	 <p>Investors understand that their principal will be at moderately high risk</p>	Nifty Equity Savings TRI	
Mahindra Manulife Aggressive Hybrid Fund (An open ended hybrid scheme investing predominantly in equity and equity related instruments)	<ul style="list-style-type: none"> Long term capital appreciation and generation of income; Investment in equity and equity related instruments and debt and money market instruments 	 <p>Investors understand that their principal will be at very high risk</p>	CRISIL Hybrid 35+65 Aggressive Index	
Mahindra Manulife Balanced Advantage Fund (An open ended dynamic asset allocation fund)	<ul style="list-style-type: none"> Capital Appreciation while generating income over medium to long term; Investments in a dynamically managed portfolio of equity and equity related instruments and debt and money market instruments. 	 <p>Investors understand that their principal will be at very high risk</p>	Nifty 50 Hybrid Composite Debt 50: 50 Index TRI	
Mahindra Manulife Multi Asset Allocation Fund (An open ended scheme investing in Equity, Debt, Gold/Silver Exchange Traded Funds (ETFs) and Exchange Traded Commodity Derivatives)	<ul style="list-style-type: none"> Capital Appreciation while generating income over long term. Investments across equity and equity related instruments, debt and money market instruments, units of Gold/Silver Exchange Traded Funds (ETFs) and Exchange Traded Commodity Derivatives. 	 <p>Investors understand that their principal will be at high risk</p>	45% NIFTY 500 TRI + 40% CRISIL Composite Bond Index + 10% Domestic Price of Physical Gold + 5% Domestic Price of Silver	
Mahindra Manulife Arbitrage Fund (An open ended scheme investing in arbitrage opportunities)	<ul style="list-style-type: none"> Income over short term. Income through arbitrage opportunities between cash and derivative market and arbitrage opportunities within the derivative segment. 	 <p>Investors understand that their principal will be at low risk</p>	Nifty 50 Arbitrage TRI	
Mahindra Manulife Liquid Fund (An open ended liquid scheme. A relatively low interest rate risk and moderate credit risk)	<ul style="list-style-type: none"> Regular income over short term Investment in money market and debt instruments 	 <p>Investors understand that their principal will be at moderate risk</p>	CRISIL Liquid Debt A-I Index	
Mahindra Manulife Low Duration Fund (An open ended low duration debt scheme investing in instruments such that the Macaulay duration of the Portfolio is between 6 months and 12 months (please refer to page no. 19 of SID). A relatively low interest rate risk and moderate credit risk)	<ul style="list-style-type: none"> Regular Income over short term. Investment in debt and money market instruments. 	 <p>Investors understand that their principal will be at moderate risk</p>	CRISIL Low Duration Debt A-I Index	
Mahindra Manulife Dynamic Bond Fund (An open ended dynamic debt scheme investing across duration. A relatively high interest rate risk and moderate credit risk)	<ul style="list-style-type: none"> To generate regular returns and capital appreciation through active management of portfolio. Investments in debt & money market instruments across duration. 	 <p>Investors understand that their principal will be at moderate risk</p>	CRISIL Dynamic Bond A-III Index	
Mahindra Manulife Overnight Fund (An open ended debt scheme investing in overnight securities. A relatively low interest rate risk and relatively low credit risk)	<ul style="list-style-type: none"> To generate reasonable returns with high levels of safety and convenience of liquidity over short term To invest in debt and money market instruments having maturity of upto 1 business day 	 <p>Investors understand that their principal will be at low risk</p>	CRISIL Liquid Overnight Index	
Mahindra Manulife Ultra Short Duration Fund (An open ended ultra-short term debt scheme investing in instruments such that the Macaulay duration of the portfolio is between 3 to 6 months (please refer to page no. 18 of SID). A relatively low interest rate risk and moderate credit risk)	<ul style="list-style-type: none"> Regular Income over short term. Investment in a portfolio of short term debt and money market instruments. 	 <p>Investors understand that their principal will be at moderate risk</p>	CRISIL Ultra Short Duration Debt A-I Index	
Mahindra Manulife Short Duration Fund (An open ended short term debt scheme investing in instruments such that the Macaulay duration of the portfolio is between 1 year and 3 years (please refer to page no. 19 of SID). A moderate interest rate risk and moderate credit risk)	<ul style="list-style-type: none"> Income over short to medium term. Investment in debt and money market instruments. 	 <p>Investors understand that their principal will be at moderate risk</p>	CRISIL Short Duration Debt A-II Index	

*Investors should consult their financial advisers if in doubt about whether the product is suitable for them.

Potential Risk Class Matrix for Debt scheme(s) of the fund

Pursuant to Clause 1.7.5 of the SEBI Master Circular SEBI/HO/IMD/IMD-PoD-1/P/CIR/2023/74 dated May 19, 2023 Potential Risk Class ('PRC') Matrix for debt schemes based on Interest Rate Risk and Credit Risk is as follows:

Mahindra Manulife Overnight Fund

(An open ended debt scheme investing in overnight securities. A relatively low interest rate risk and relatively low credit risk.)

Potential Risk Class Matrix (Maximum risk the Scheme can take)			
Credit Risk →	Relatively Low (Class A)	Moderate (Class B)	Relatively High (Class C)
Interest Rate Risk ↓			
Relatively Low (Class I)	A-I		
Moderate (Class II)			
Relatively High (Class III)			

Mahindra Manulife Liquid Fund

(An open ended liquid scheme. A relatively low interest rate risk and moderate credit risk.)

Potential Risk Class Matrix (Maximum risk the Scheme can take)			
Credit Risk →	Relatively Low (Class A)	Moderate (Class B)	Relatively High (Class C)
Interest Rate Risk ↓			
Relatively Low (Class I)		B-I	
Moderate (Class II)			
Relatively High (Class III)			

Mahindra Manulife Ultra Short Duration Fund

(An open ended ultra-short term debt scheme investing in instruments such that the Macaulay duration of the portfolio is between 3 to 6 months (please refer to page no. 18 of SID). A relatively low interest rate risk and moderate credit risk.)

Potential Risk Class Matrix (Maximum risk the Scheme can take)			
Credit Risk →	Relatively Low (Class A)	Moderate (Class B)	Relatively High (Class C)
Interest Rate Risk ↓			
Relatively Low (Class I)		B-I	
Moderate (Class II)			
Relatively High (Class III)			

Mahindra Manulife Low Duration Fund

(An open ended low duration debt scheme investing in instruments such that the Macaulay duration of the Portfolio is between 6 months and 12 months (please refer to page no. 19 of SID). A relatively low interest rate risk and moderate credit risk.)

Potential Risk Class Matrix (Maximum risk the Scheme can take)			
Credit Risk →	Relatively Low (Class A)	Moderate (Class B)	Relatively High (Class C)
Interest Rate Risk ↓			
Relatively Low (Class I)		B-I	
Moderate (Class II)			
Relatively High (Class III)			

Mahindra Manulife Short Duration Fund

(An open ended short term debt scheme investing in instruments such that the Macaulay duration of the portfolio is between 1 year and 3 years (please refer to page no. 19 of SID). A moderate interest rate risk and moderate credit risk.)

Potential Risk Class Matrix (Maximum risk the Scheme can take)			
Credit Risk →	Relatively Low (Class A)	Moderate (Class B)	Relatively High (Class C)
Interest Rate Risk ↓			
Relatively Low (Class I)			
Moderate (Class II)		B-II	
Relatively High (Class III)			

Mahindra Manulife Dynamic Bond Fund

(An open ended dynamic debt scheme investing across duration. A relatively high interest rate risk and moderate credit risk.)

Potential Risk Class Matrix (Maximum risk the Scheme can take)			
Credit Risk →	Relatively Low (Class A)	Moderate (Class B)	Relatively High (Class C)
Interest Rate Risk ↓			
Relatively Low (Class I)			
Moderate (Class II)			
Relatively High (Class III)		B-III	

Fund Performance as on June 28, 2024

Mahindra Manulife ELSS Tax Saver Fund Managed by Ms. Fatema Pacha & Mr. Manish Lodha	CAGR Returns (%)				Value of Investment of ₹ 10,000*				NAV / Index Value (as on June 28, 2024)
	1 Year	3 Years	5 Years	Since Inception	1 Year (₹)	3 Years (₹)	5 Years (₹)	Since Inception	
Regular Plan - Growth Option	31.53	18.32	19.02	14.15	13,143	16,558	23,911	27,699	27.6989
Direct Plan - Growth Option	33.64	20.31	21.02	16.29	13,353	17,406	25,990	31,958	31.9575
Nifty 500 TRI ^A	38.79	20.01	19.76	16.65	13,867	17,276	24,660	32,735	35,506.97
Nifty 50 TRI ^{AA}	26.74	16.55	16.66	15.54	12,666	15,826	21,626	30,406	35,539.16

^ABenchmark ^{AA}Additional Benchmark. CAGR - Compounded Annual Growth Rate. Inception/Allotment date: 18-Oct-16. **Past performance may or may not be sustained in future and should not be used as a basis of comparison with other investments.** Since inception returns of the scheme is calculated on face value of Rs. 10 invested at inception. The performance details provided above are of Growth Option under Regular and Direct Plan. Different Plans ie Regular Plan and Direct Plan under the scheme has different expense structure. Ms. Fatema Pacha is managing this scheme since October 16, 2020. Mr. Manish Lodha is managing this scheme since December 21,2020. *Based on standard investment of Rs. 10,000 made at the beginning of the relevant period.

Mahindra Manulife Multi Cap Fund Managed by Mr. Manish Lodha & Ms. Fatema Pacha	CAGR Returns (%)				Value of Investment of ₹ 10,000*				NAV / Index Value (as on June 28, 2024)
	1 Year	3 Years	5 Years	Since Inception	1 Year (₹)	3 Years (₹)	5 Years (₹)	Since Inception	
Regular Plan - Growth Option	49.40	24.00	25.31	18.83	14,924	19,053	30,938	34,265	34.2646
Direct Plan - Growth Option	51.70	26.12	27.46	21.08	15,152	20,048	33,688	39,174	39.1743
Nifty 500 Multicap 50:25:25 TRI ^A	45.97	22.74	22.86	17.03	14,581	18,480	28,024	30,728	20,305.88
Nifty 50 TRI ^{AA}	26.74	16.55	16.66	15.45	12,666	15,826	21,626	27,887	35,539.16

^ABenchmark ^{AA}Additional Benchmark. CAGR - Compounded Annual Growth Rate. Inception/Allotment date: 11-May-17. **Past performance may or may not be sustained in future and should not be used as a basis of comparison with other investments.** Since inception returns of the scheme is calculated on face value of Rs. 10 invested at inception. The performance details provided above are of Growth Option under Regular and Direct Plan. Different Plans ie Regular Plan and Direct Plan under the scheme has different expense structure. Mr. Manish Lodha is managing this fund since December 21, 2020. Ms. Fatema Pacha is managing this scheme since October 16, 2020. *Based on standard investment of Rs. 10,000 made at the beginning of the relevant period.

Mahindra Manulife Mid Cap Fund Managed by Mr. Abhinav Khandelwal & Mr. Manish Lodha	CAGR Returns (%)				Value of Investment of ₹ 10,000*				NAV / Index Value (as on June 28, 2024)
	1 Year	3 Years	5 Years	Since Inception	1 Year (₹)	3 Years (₹)	5 Years (₹)	Since Inception	
Regular Plan - Growth Option	61.69	27.50	28.12	20.17	16,148	20,712	34,569	32,493	32.4934
Direct Plan - Growth Option	64.13	29.58	30.21	22.22	16,391	21,744	37,478	36,223	36.2230
Nifty Midcap 150 TRI ^A	56.63	27.97	27.90	19.02	15,644	20,945	34,272	30,557	26,267.88
Nifty 50 TRI ^{AA}	26.74	16.55	16.66	14.28	12,666	15,826	21,626	23,543	35,539.16

^ABenchmark ^{AA}Additional Benchmark. CAGR - Compounded Annual Growth Rate. Inception/Allotment date: 30-Jan-18. **Past performance may or may not be sustained in future and should not be used as a basis of comparison with other investments.** Since inception returns of the scheme is calculated on face value of Rs. 10 invested at inception. The performance details provided above are of Growth Option under Regular and Direct Plan. Different Plans ie Regular Plan and Direct Plan under the scheme has different expense structure. *Based on standard investment of Rs. 10,000 made at the beginning of the relevant period. Mr. Abhinav Khandelwal is managing this fund since February 1, 2022. Mr. Manish Lodha is managing this fund since December 21, 2020.

Mahindra Manulife Consumption Fund Managed by Mr. Abhinav Khandelwal & Ms. Fatema Pacha	CAGR Returns (%)				Value of Investment of ₹ 10,000*				NAV / Index Value (as on June 28, 2024)
	1 Year	3 Years	5 Years	Since Inception	1 Year (₹)	3 Years (₹)	5 Years (₹)	Since Inception	
Regular Plan - Growth Option	36.56	19.80	17.36	15.39	13,645	17,186	22,280	22,379	22.3792
Direct Plan - Growth Option	38.84	21.78	19.32	17.37	13,872	18,049	24,214	24,633	24.6331
Nifty India Consumption TRI ^A	35.27	22.02	19.90	17.83	13,515	18,159	24,803	25,181	13,887.07
Nifty 50 TRI ^{AA}	26.74	16.55	16.66	17.05	12,666	15,826	21,626	24,256	35,539.16

^ABenchmark ^{AA}Additional Benchmark. CAGR - Compounded Annual Growth Rate. Inception/Allotment date: 13-Nov-18. **Past performance may or may not be sustained in future and should not be used as a basis of comparison with other investments.** Since inception returns of the scheme is calculated on face value of Rs. 10 invested at inception. The performance details provided above are of Growth Option under Regular and Direct Plan. Different Plans ie Regular Plan and Direct Plan under the scheme has different expense structure. Mr. Abhinav Khandelwal is managing this scheme since April 1, 2022. Ms. Fatema Pacha is managing this scheme since December 21, 2020. *Based on standard investment of Rs. 10,000 made at the beginning of the relevant period.

Mahindra Manulife Large Cap Fund Managed by Ms. Fatema Pacha & Mr. Abhinav Khandelwal	CAGR Returns (%)				Value of Investment of ₹ 10,000*				NAV / Index Value (as on June 28, 2024)
	1 Year	3 Years	5 Years	Since Inception	1 Year (₹)	3 Years (₹)	5 Years (₹)	Since Inception	
Regular Plan - Growth Option	33.06	16.27	17.06	16.42	13,296	15,711	21,997	22,366	22.3659
Direct Plan - Growth Option	35.28	18.37	19.21	18.59	13,517	16,578	24,098	24,654	24.6536
Nifty 100 TRI ^A	32.49	17.48	17.36	16.97	13,239	16,207	22,286	22,923	33,839.51
BSE Sensex TRI ^{AA}	23.77	16.09	16.34	16.25	12,369	15,637	21,330	22,192	1,21,991.93

^ABenchmark ^{AA}Additional Benchmark. CAGR - Compounded Annual Growth Rate. Inception/Allotment date: 15-Mar-19. **Past performance may or may not be sustained in future and should not be used as a basis of comparison with other investments.** Since inception returns of the scheme is calculated on face value of Rs. 10 invested at inception. The performance details provided above are of Growth Option under Regular and Direct Plan. Different Plans ie Regular Plan and Direct Plan under the scheme has different expense structure. Ms. Fatema Pacha is managing this scheme since December 21, 2020 Mr. Abhinav Khandelwal is managing this scheme since March 1, 2022. *Based on standard investment of Rs. 10,000 made at the beginning of the relevant period.

Mahindra Manulife Large & Mid Cap Fund Managed by Mr. Manish Lodha & Mr. Abhinav Khandelwal	CAGR Returns (%)			Value of Investment of ₹ 10,000*			NAV / Index Value (as on June 28, 2024)
	1 Year	3 Years	Since Inception	1 Year (₹)	3 Years (₹)	Since Inception	
Regular Plan - Growth Option	43.25	22.24	24.64	14,311	18,257	26,934	26.9342
Direct Plan - Growth Option	45.56	24.46	26.91	14,541	19,268	29,214	29.2138
Nifty Large Midcap 250 TRI ^A	44.32	22.76	24.86	14,417	18,490	27,150	20,194.59
Nifty 50 TRI ^{AA}	26.74	16.55	17.51	12,666	15,826	20,663	35,539.16

^ABenchmark ^{AA}Additional Benchmark. CAGR - Compounded Annual Growth Rate. Inception/Allotment date: 30-Dec-19. **Past performance may or may not be sustained in future and should not be used as a basis of comparison with other investments.** Since inception returns of the scheme is calculated on face value of Rs. 10 invested at inception. The performance details provided above are of Growth Option under Regular and Direct Plan. Different Plans ie Regular Plan and Direct Plan under the scheme has different expense structure. *Based on standard investment of Rs. 10,000 made at the beginning of the relevant period. Mr. Manish Lodha is managing this scheme since December 21, 2020. Mr. Abhinav Khandelwal is managing this scheme since February 1, 2022.

Mahindra Manulife Focused Fund Managed by Mr. Krishna Sanghavi & Ms. Fatema Pacha	CAGR Returns (%)			Value of Investment of ₹ 10,000*			NAV / Index Value (as on June 28, 2024)
	1 Year	3 Years	Since Inception	1 Year (₹)	3 Years (₹)	Since Inception	
Regular Plan - Growth Option	52.33	24.81	30.49	15,215	19,432	26,161	26.1613
Direct Plan - Growth Option	54.90	27.26	33.09	15,472	20,595	28,093	28.0934
Nifty 500 TRI ^A	38.79	20.01	24.77	13,867	17,276	22,251	35,506.97
Nifty 50 TRI ^{AA}	26.74	16.55	20.24	12,666	15,826	19,465	35,539.16

^ABenchmark ^{AA}Additional Benchmark. CAGR - Compounded Annual Growth Rate. Inception/Allotment date: 17-Nov-20. **Past performance may or may not be sustained in future and should not be used as a basis of comparison with other investments.** Since inception returns of the scheme is calculated on face value of Rs. 10 invested at inception. The performance details provided above are of Growth Option under Regular and Direct Plan. Different Plans ie Regular Plan and Direct Plan under the scheme has different expense structure. *Based on standard investment of Rs. 10,000 made at the beginning of the relevant period. Ms. Fatema Pacha is managing this scheme since December 21, 2020

Fund Performance as on June 28, 2024

Mahindra Manulife Flexi Cap Fund Managed by Ms. Fatema Pacha & Mr. Manish Lodha	CAGR Returns (%)		Value of Investment of ₹ 10,000*		NAV / Index Value (as on June 28, 2024)
	1 Year	Since Inception	1 Year (₹)	Since Inception	
Regular Plan - Growth Option	35.92	17.14	13,580	15,693	15.6932
Direct Plan - Growth Option	38.27	19.40	13,815	16,572	16.5723
Nifty 50 TRI ^A	38.79	19.65	13,867	16,673	35,506.97
Nifty 50 TRI ^{AA}	26.74	15.42	12,666	15,049	35,539.16

^ABenchmark ^{AA}Additional Benchmark. CAGR - Compounded Annual Growth Rate. Inception/Allotment date: 23-Aug-21. **Past performance may or may not be sustained in future and should not be used as a basis of comparison with other investments.** Since inception returns of the scheme is calculated on face value of Rs. 10 invested at inception. The performance details provided above are of Growth Option under Regular and Direct Plan. Different Plans i.e Regular Plan and Direct Plan under the scheme has different expense structure. *Based on standard investment of Rs. 10,000 made at the beginning of the relevant period.

Mahindra Manulife Small Cap Fund Managed by Mr. Abhinav Khandelwal & Mr. Manish Lodha	CAGR Returns (%)		Value of Investment of ₹ 10,000*		NAV / Index Value (as on June 28, 2024)
	1 Year	Since Inception	1 Year (₹)	Since Inception	
Regular Plan - Growth Option	64.84	52.47	16,461	19,189	19.1889
Direct Plan - Growth Option	67.62	55.16	16,738	19,715	19.7149
BSE 250 Small Cap TRI ^A	58.36	43.03	15,817	17,385	8,504.62
Nifty 50 TRI ^{AA}	26.74	19.76	12,666	13,213	35,539.16

^ABenchmark ^{AA}Additional Benchmark. Inception/Allotment date: 12-Dec-22. **Past performance may or may not be sustained in future and should not be used as a basis of comparison with other investments.** Since inception returns of the scheme is calculated on face value of Rs. 10 invested at inception. The performance details provided above are of Growth Option under Regular and Direct Plan. Different Plans i.e Regular Plan and Direct Plan under the scheme has different expense structure. *Based on standard investment of Rs. 10,000 made at the beginning of the relevant period.

Mahindra Manulife Asia Pacific REIT FoF Managed by Mr. Pranav Patel ^E & Mr. Amit Garg	CAGR Returns (%)		Value of Investment of ₹ 10,000*		NAV / Index Value (as on June 28, 2024)
	1 Year	Since Inception	1 Year (₹)	Since Inception	
Regular Plan - Growth Option	-8.50	-9.45	9,152	7,657	7.6568
Direct Plan - Growth Option	-7.64	-8.54	9,238	7,865	7.8649
FTSE EPRA Nareit Asia ex Japan REITs Index ^A	-6.92	-4.56	9,310	8,820	2,33,821.98
Nifty 50 TRI ^{AA}	26.74	12.05	12,666	13,582	35,539.16

^ABenchmark ^{AA}Additional Benchmark. CAGR - Compounded Annual Growth Rate. Inception/Allotment date: 20-Oct-21. **Past performance may or may not be sustained in future and should not be used as a basis of comparison with other investments.** Since inception returns of the scheme is calculated on face value of Rs. 10 invested at inception. The performance details provided above are of Growth Option under Regular and Direct Plan. Different Plans i.e Regular Plan and Direct Plan under the scheme has different expense structure. *Based on standard investment of Rs. 10,000 made at the beginning of the relevant period. Mr. Pranav Patel is managing this fund since January 05, 2024. ^EDedicated Fund Manager for Overseas Investments.

Mahindra Manulife Equity Savings Fund Managed by Mr. Manish Lodha (Equity), Mr. Renjith Sivaram (Equity), Mr. Rahul Pal (Debt) & Mr. Pranav Patel ^E	CAGR Returns (%)				Value of Investment of ₹ 10,000*				NAV / Index Value (as on June 28, 2024)
	1 Year	3 Years	5 Years	Since Inception	1 Year (₹)	3 Years (₹)	5 Years (₹)	Since Inception	
Regular Plan - Growth Option	17.57	10.13	11.29	9.43	11,752	13,353	17,084	19,498	19.4984
Direct Plan - Growth Option	19.54	12.10	13.22	11.48	11,948	14,081	18,613	22,363	22.3626
Nifty Equity Savings TRI ^A	14.39	9.72	10.15	9.86	11,435	13,206	16,225	20,075	5,839.20
CRISIL 10 Yr Gilt Index ^{AA}	7.30	4.15	5.50	5.15	10,728	11,296	13,076	14,504	4,640.60

^ABenchmark ^{AA}Additional Benchmark. CAGR - Compounded Annual Growth Rate. Inception/Allotment date: 1-Feb-17. **Past performance may or may not be sustained in future and should not be used as a basis of comparison with other investments.** Since inception returns of the scheme is calculated on face value of Rs. 10 invested at inception. The performance details provided above are of Growth Option under Regular and Direct Plan. Different Plans i.e Regular Plan and Direct Plan under the scheme has different expense structure. *Based on standard investment of Rs. 10,000 made at the beginning of the relevant period. Mr. Manish Lodha is managing this fund since December 21, 2020. Mr. Renjith Sivaram is managing this fund since July 03, 2023. Mr. Pranav Patel is managing this fund since January 05, 2024. ^EDedicated Fund Manager for Overseas Investments.

Mahindra Manulife Aggressive Hybrid Fund Managed by Ms. Fatema Pacha (Equity), Mr. Manish Lodha (Equity), Mr. Rahul Pal (Debt) & Mr. Amit Garg (Debt)	CAGR Returns (%)			Value of Investment of ₹ 10,000*			NAV / Index Value (as on June 28, 2024)
	1 Year	3 Years	Since Inception	1 Year (₹)	3 Years (₹)	Since Inception	
Regular Plan - Growth Option	35.22	18.41	20.69	13,511	16,594	25,353	25.3529
Direct Plan - Growth Option	37.49	20.62	22.94	13,737	17,539	27,781	27.7812
CRISIL Hybrid 35+65 Aggressive Index ^A	25.54	14.50	15.84	12,546	15,004	20,702	19,608.05
Nifty 50 TRI ^{AA}	26.74	16.55	17.58	12,666	15,826	22,288	35,539.16

^ABenchmark ^{AA}Additional Benchmark. CAGR - Compounded Annual Growth Rate. Inception/Allotment date: 19-Jul-19. **Past performance may or may not be sustained in future and should not be used as a basis of comparison with other investments.** Since inception returns of the scheme is calculated on face value of Rs. 10 invested at inception. The performance details provided above are of Growth Option under Regular and Direct Plan. Different Plans i.e Regular Plan and Direct Plan under the scheme has different expense structure. *Based on standard investment of Rs. 10,000 made at the beginning of the relevant period. Ms. Fatema Pacha is managing this scheme since October 16, 2020. Mr. Manish Lodha is managing this fund since December 21, 2020.

Mahindra Manulife Balanced Advantage Fund Managed by Mr. Manish Lodha (Equity), Ms. Fatema Pacha (Equity) & Mr. Rahul Pal (Debt)	CAGR Returns (%)		Value of Investment of ₹ 10,000*		NAV / Index Value (as on June 28, 2024)
	1 Year	Since Inception	1 Year (₹)	Since Inception	
Regular Plan - Growth Option	28.30	13.87	12,821	13,830	13.8303
Direct Plan - Growth Option	30.51	15.98	13,041	14,476	14.4762
Nifty 50 Hybrid Composite Debt 50: 50 Index ^A	16.95	10.86	11,690	12,934	15,083.41
Nifty 50 TRI ^{AA}	26.74	15.71	12,666	14,392	35,539.16

^ABenchmark ^{AA}Additional Benchmark. CAGR - Compounded Annual Growth Rate. Inception/Allotment date: 30-Dec-21. **Past performance may or may not be sustained in future and should not be used as a basis of comparison with other investments.** Since inception returns of the scheme is calculated on face value of Rs. 10 invested at inception. The performance details provided above are of Growth Option under Regular and Direct Plan. Different Plans i.e Regular Plan and Direct Plan under the scheme has different expense structure. *Based on standard investment of Rs. 10,000 made at the beginning of the relevant period.

Fund Performance as on June 28, 2024

Mahindra Manulife Arbitrage Fund Managed by Mr. Abhinav Khandelwal (Equity) & Mr. Manish Lodha (Equity); Mr. Rahul Pal (Debt)	CAGR Returns (%)			Value of Investment of ₹ 10,000*			NAV / Index Value (as on June 28, 2024)
	1 Year	3 Years	Since Inception	1 Year (₹)	3 Years (₹)	Since Inception	
Regular Plan - Growth Option	6.18	4.46	4.13	10,616	11,397	11,685	11.6854
Direct Plan - Growth Option	7.03	5.33	5.00	10,701	11,683	12,066	12.0656
Nifty 50 Arbitrage ^A	8.07	5.91	5.55	10,805	11,878	12,308	2,342.78
CRISIL 1 Yr T-Bill Index ^{AA}	7.13	5.50	5.08	10,711	11,741	12,099	7,225.51

^ABenchmark ^{AA}Additional Benchmark. CAGR - Compounded Annual Growth Rate. Inception/Allotment date: 24-Aug-20. Past performance may or may not be sustained in future and should not be used as a basis of comparison with other investments. Since inception returns of the scheme is calculated on face value of Rs. 10 invested at inception. The performance details provided above are of Growth Option under Regular and Direct Plan. Different Plans i.e Regular Plan and Direct Plan under the scheme has different expense structure. *Based on standard investment of Rs. 10,000 made at the beginning of the relevant period. Mr. Abhinav Khandelwal is managing this scheme since April 1, 2022. Mr. Manish Lodha is managing this fund since December 21, 2020.

Mahindra Manulife Liquid Fund Managed by Mr. Rahul Pal and Mr. Amit Garg	Simple Annualised Returns (%)			CAGR Returns (%)				Value of Investment of ₹ 10,000*				NAV / Index Value (as on June 30, 2024)
	7 Days	15 Days	30 days	1 Year	3 Years	5 Years	Since Inception	1 Year (₹)	3 Years (₹)	5 Years (₹)	Since Inception	
Regular Plan - Growth Option	6.89	6.89	6.97	7.29	5.76	5.24	5.94	10,731	11,832	12,912	15,856	1,585.6365
Direct Plan - Growth Option	7.01	7.01	7.09	7.40	5.88	5.35	6.06	10,743	11,872	12,983	16,009	1,600.8604
CRISIL Liquid Debt A-I Index ^A	6.85	6.84	6.95	7.29	5.85	5.29	5.89	10,731	11,862	12,945	15,801	4,039.35
CRISIL 1 Yr T-Bill Index ^{AA}	7.95	7.93	7.62	7.13	5.50	5.55	6.00	10,715	11,745	13,105	15,931	7,228.08

^ABenchmark ^{AA}Additional Benchmark. CAGR - Compounded Annual Growth Rate. Inception/Allotment date: 04-Jul-16. Past performance may or may not be sustained in future and should not be used as a basis of comparison with other investments. Since inception returns of the scheme is calculated on face value of Rs. 1,000 invested at inception. The performance details provided above are of Growth Option under Regular and Direct Plan. Different Plans i.e Regular Plan and Direct Plan under the scheme has different expense structure. *Based on standard investment of Rs. 10,000 made at the beginning of the relevant period. Mr. Amit Garg is managing the scheme since June 8, 2020. Performance as on June 30, 2024.

Mahindra Manulife Low Duration Fund Managed by Mr. Rahul Pal	CAGR Returns (%)				Value of Investment of ₹ 10,000*				NAV / Index Value (as on June 28, 2024)
	1 Year	3 Years	5 Years	Since Inception	1 Year (₹)	3 Years (₹)	5 Years (₹)	Since Inception	
Regular Plan - Growth Option	6.84	5.17	5.44	5.85	10,682	11,631	13,035	15,203	1,520.2750
Direct Plan - Growth Option	7.68	6.00	6.28	6.75	10,765	11,910	13,567	16,178	1,617.8294
CRISIL Low Duration Debt A-I Index ^A	7.43	5.91	6.17	6.56	10,741	11,877	13,494	15,974	7,436.69
CRISIL 1 Yr T-Bill Index ^{AA}	7.13	5.50	5.55	5.91	10,711	11,741	13,105	15,269	7,225.51

^ABenchmark ^{AA}Additional Benchmark. CAGR - Compounded Annual Growth Rate. Inception/Allotment date: 15-Feb-17. Past performance may or may not be sustained in future and should not be used as a basis of comparison with other investments. Since inception returns of the scheme is calculated on face value of Rs. 1,000 invested at inception. The performance details provided above are of Growth Option under Regular and Direct Plan. Different Plans i.e Regular Plan and Direct Plan under the scheme has different expense structure. *Based on standard investment of Rs. 10,000 made at the beginning of the relevant period.

Mahindra Manulife Dynamic Bond Fund Managed by Mr. Rahul Pal	CAGR Returns (%)				Value of Investment of ₹ 10,000*				NAV / Index Value (as on June 28, 2024)
	1 Year	3 Years	5 Years	Since Inception	1 Year (₹)	3 Years (₹)	5 Years (₹)	Since Inception	
Regular Plan - Growth Option	7.10	4.19	4.64	4.91	10,708	11,308	12,550	13,241	13.2413
Direct Plan - Growth Option	8.36	5.35	5.81	6.08	10,833	11,692	13,267	14,131	14.1305
CRISIL Dynamic Bond A-III Index ^A	7.37	5.49	7.05	7.77	10,735	11,737	14,062	15,502	5,369.81
CRISIL 10 Yr Gilt Index ^{AA}	7.30	4.15	5.50	6.74	10,728	11,296	13,076	14,657	4,640.60

^ABenchmark ^{AA}Additional Benchmark. CAGR - Compounded Annual Growth Rate. Inception/Allotment date: 20-Aug-18. Past performance may or may not be sustained in future and should not be used as a basis of comparison with other investments. Since inception returns of the scheme is calculated on face value of Rs. 10 invested at inception. The performance details provided above are of Growth Option under Regular and Direct Plan. Different Plans i.e Regular Plan and Direct Plan under the scheme has different expense structure. *Based on standard investment of Rs. 10,000 made at the beginning of the relevant period.

Mahindra Manulife Overnight Fund Managed by Mr. Rahul Pal and Mr. Amit Garg	Simple Annualised Returns (%)			CAGR Returns (%)			Value of Investment of ₹ 10,000*			NAV / Index Value (as on June 30, 2024)
	7 Days	15 Days	30 days	1 Year	3 Years	Since Inception	1 Year (₹)	3 Years (₹)	Since Inception	
Regular Plan - Growth Option	6.52	6.53	6.44	6.69	5.37	4.68	10,671	11,700	12,534	1,253.4390
Direct Plan - Growth Option	6.62	6.63	6.54	6.80	5.47	4.78	10,681	11,736	12,597	1,259.7256
CRISIL Liquid Overnight Index ^A	6.65	6.65	6.58	6.84	5.52	4.83	10,686	11,752	12,625	3,293.19
CRISIL 1 Yr T-Bill Index ^{AA}	7.95	7.93	7.62	7.13	5.50	5.50	10,715	11,745	13,029	7,228.08

^ABenchmark ^{AA}Additional Benchmark. CAGR - Compounded Annual Growth Rate. Inception/Allotment date: 23-Jul-19. Past performance may or may not be sustained in future and should not be used as a basis of comparison with other investments. Since inception returns of the scheme is calculated on face value of Rs. 1,000 invested at inception. The performance details provided above are of Growth Option under Regular and Direct Plan. Different Plans i.e Regular Plan and Direct Plan under the scheme has different expense structure. *Based on standard investment of Rs. 10,000 made at the beginning of the relevant period. Mr. Amit Garg is managing the scheme since June 8, 2020. Performance as on June 30, 2024.

Mahindra Manulife Ultra Short Duration Fund Managed by Mr. Rahul Pal and Mr. Amit Garg	CAGR Returns (%)			Value of Investment of ₹ 10,000*			NAV / Index Value (as on June 28, 2024)
	1 Year	3 Years	Since Inception	1 Year (₹)	3 Years (₹)	Since Inception	
Regular Plan - Growth Option	7.07	5.53	5.41	10,705	11,752	12,808	1,280.8175
Direct Plan - Growth Option	7.52	5.98	5.85	10,750	11,901	13,064	1,306.4006
CRISIL Ultra Short Duration Debt A-I Index ^A	7.54	6.07	5.77	10,752	11,931	13,016	7,524.37
CRISIL 1 Yr T-Bill Index ^{AA}	7.13	5.50	5.39	10,711	11,741	12,797	7,225.51

^ABenchmark ^{AA}Additional Benchmark. CAGR - Compounded Annual Growth Rate. Inception/Allotment date: 17-Oct-19. Past performance may or may not be sustained in future and should not be used as a basis of comparison with other investments. Since inception returns of the scheme is calculated on face value of Rs. 1,000 invested at inception. The performance details provided above are of Growth Option under Regular and Direct Plan. Different Plans i.e Regular Plan and Direct Plan under the scheme has different expense structure. *Based on standard investment of Rs. 10,000 made at the beginning of the relevant period. Mr. Amit Garg is managing the scheme since June 8, 2020.

Mahindra Manulife Short Duration Fund Managed by Mr. Rahul Pal & Mr. Pranav Patel ⁵	CAGR Returns (%)			Value of Investment of ₹ 10,000*			NAV / Index Value (as on June 28, 2024)
	1 Year	3 Years	Since Inception	1 Year (₹)	3 Years (₹)	Since Inception	
Regular Plan - Growth Option	6.74	4.93	4.96	10,672	11,551	11,759	11.7586
Direct Plan - Growth Option	7.77	5.95	5.98	10,775	11,891	12,144	12.1435
CRISIL Short Duration Debt A-II Index ^A	7.23	5.59	5.64	10,721	11,771	12,016	4,614.28
CRISIL 1 Yr T-Bill Index ^{AA}	7.13	5.50	5.32	10,711	11,741	11,892	7,225.51

^ABenchmark ^{AA}Additional Benchmark. CAGR - Compounded Annual Growth Rate. Inception/Allotment date: 23-Feb-21. Past performance may or may not be sustained in future and should not be used as a basis of comparison with other investments. Since inception returns of the scheme is calculated on face value of Rs. 1,000 invested at inception. The performance details provided above are of Growth Option under Regular and Direct Plan. Different Plans i.e Regular Plan and Direct Plan under the scheme has different expense structure. *Based on standard investment of Rs. 10,000 made at the beginning of the relevant period. Mr. Pranav Patel is managing the scheme since anuary 05, 2024. ⁵Dedicated Fund Manager for Overseas Investments.

Mahindra Manulife Business Cycle Fund Managed by Mr. Krishna Sanghavi, Mr. Renjith Sivaram & Mr. Pranav Patel ⁵	Simple Annualised Returns (%)		Value of Investment of ₹ 10,000*		NAV / Index Value (as on June 28, 2024)
	6 Months	Since Inception	6 Months (₹)	Since Inception	
Regular Plan - Growth Option	53.32	56.72	12,375	14,522	14.5222
Direct Plan - Growth Option	55.65	59.44	12,468	14,739	14.7393
Nifty 500 TRI ^A	33.55	35.98	11,552	12,868	35,506.97
Nifty 50 TRI ^{AA}	22.64	26.54	11,071	12,116	35,539.16

^ABenchmark ^{AA}Additional Benchmark. Inception/Allotment date: 11-Sep-23. Past performance may or may not be sustained in future and should not be used as a basis of comparison with other investments. Since inception returns of the scheme is calculated on face value of Rs. 10 invested at inception. The performance details provided above are of Growth Option under Regular and Direct Plan. Different Plans i.e Regular Plan and Direct Plan under the scheme has different expense structure. *Based on standard investment of Rs. 10,000 made at the beginning of the relevant period. Mr. Pranav Patel is managing this fund since January 05, 2024. ⁵Dedicated Fund Manager for Overseas Investments. Simple annualized returns have been provided as per the extant guidelines since the scheme has completed 6 months but not 1 year.

Note: The performance data of Mahindra Manulife Multi Asset Allocation Fund has not been provided as the scheme has not completed 6 months since inception. The said Scheme is co-managed by Mr. Renjith Sivaram, Mr. Rahul Pal & Mr. Pranav Patel (Dedicated Fund Manager for Overseas Investments)

Note: The performance data of Mahindra Manulife Manufacturing Fund has not been provided as the scheme has not completed 6 months since inception. The said Scheme is co-managed by Mr. Renjith Sivaram, Mr. Manish Lodha & Mr. Pranav Patel (Dedicated Fund Manager for Overseas Investments)

Note: As June 29, 2024 and June 30, 2024, were non business days, the schemes returns disclosed are as on June 28, 2024, except for Mahindra Manulife Liquid Fund and Mahindra Manulife Overnight Fund which is as of June 30, 2024.